


BOCA RATON MUSEUM OF ART ART SCHOOL



Winter/Spring 2018

Adult, Teen, and Youth Classes



Welcome to the Art School

Started by a small group of artists in 1950, the Boca Raton Museum Art School is the cornerstone of a modern campus that is comprised of the Boca Raton Museum of Art, The Artists' Guild, and the Art School. The Art School is a dynamic active art center with more than 4,200 annual enrollments in our seven creative studio areas. Faculty and students of all ages and levels find a place where they can share their enthusiasm for the visual arts and process of making art, learn new skills, experiment, and grow in their creativity and talents.

Our classes attract absolute beginners, people who took classes in college and now have time to get back to their passion, as well as experienced artists who want to share in the camaraderie of being among other people interested in art. Whether you are taking a class for the first time or you have been taking classes for years, you will find a creative, friendly, and supportive community at the Art School. We invite you to leave the stress of daily life at the door and enter a world of discovery and creativity.

Our excellent instructors are dedicated to sharing their knowledge and expertise in order to help each individual pursue their artistic goals. In the process of teaching, they may guide, mentor, and challenge you. Each day in the studio can be an exciting new adventure.

In addition to our popular eight week classes, there are a variety of four week classes for beginners to get to know a teacher and discover their interest in the technique. Classes such as painting alla prima, drawing light and shade, and perspective drawing are also excellent for returning students to refresh their skills. I hope you will join us and take the opportunity to enrich your creative side.

See you in the studios,

Walter O'Neill

Art School Director



Open House

Sunday, December 10, 1- 4 PM

Join us for a fun afternoon to get to know the Art School community. Meet instructors, learn about classes, visit the studios, and see short demonstrations of drawing, jewelry making, sculpting, pottery, printmaking, and other art techniques. You can also visit the gallery to see artwork by recent students. Sign in for the free raffle to win art supplies from Blick Art Supplies and other fun giveaways from local supporters.



2018 Winter/Spring Terms

| TERM | LENGTH | STARTING | ENDING | CLOSED |
|------|------------|--------------|--------------|--|
| 3 | 8 sessions | Tues. 1/2/18 | Sat. 2/24/18 | Mon. 1/1/18 (New Year's Day) Mon. 1/15/18 (Dr. MLK Jr. Day) Mon. 2/19/18 (Presidents' Day) |
| 3A | 4 sessions | Tues. 1/2/18 | Sat. 1/27/18 | |
| 3B | 4 sessions | Mon. 1/29/18 | Sat. 2/24/18 | |
| 4 | 7 sessions | Mon. 2/26/18 | Sat. 4/14/18 | |
| 4A | 4 sessions | Mon. 2/26/18 | Sat. 3/24/18 | |
| 5 | 6 sessions | Mon. 4/16/18 | Fri 5/25/18 | Sat. 5/26/18 |

*For Teen's and Children's class schedule please see page 28-30.

Museum & Membership 5

Classes By Day Of The Week..... 6

Adult Classes

 Ceramics 11

 Collage 12

 Drawing..... 12

 Flower Design 16

 Jewelry 17

 Painting..... 19

 Masters' Studio..... 23

 Photography 23

 Sculpture 25

 Textiles 26

Workshops..... 28

Teen & Pre-Teen Classes 28

Youth Classes..... 30



About the Boca Raton Museum of Art

The Museum has a collection of Modern and Contemporary Art, Photography, Pre-Columbian Art, African Art, and presents temporary exhibits.

Started in 1950, classes were conducted in the Boca Raton Town Hall. Twelve years later, the Artists' Guild constructed its own building on Palmetto Park Road as the Museum and Art School.

In 2001, The Boca Raton Museum of Art opened in Mizner Park and The Art School took over the entire building on Palmetto Park Road. The Art School is the teaching branch of a modern cultural campus comprised of The Art School, Artists' Guild, and Museum.

The Boca Raton Museum of Art is dedicated to excellence in all its endeavors, through its collections, exhibitions, and educational opportunities. It values cultural, artistic, and intellectual diversity and accommodates a wide range of experiences and learning styles.



Museum Membership

INDIVIDUAL LEVEL: \$80

FREE admission to the Museum for an individual member

- + 5% discount on Art School classes and workshops
- + 10% discount at the Museum Store and the Artists' Guild Gallery
- + Invitation to special Museum Store sales
- + Invitation to exhibition opening receptions

HOUSEHOLD LEVEL: \$100


All benefits of Individual Membership for two adults and children under 18

ART ENTHUSIAST LEVEL: \$150

All benefits of Household Membership plus:

- + Free admission to 600+ museums via the North American Reciprocal Museum Program
- + 10% discount on Art School classes and workshops

Join today at bocamuseum.org/join, or call 561.392.2500, ext. 206



Monday

Morning

| | | |
|------|---|----|
| 4.01 | Ceramics: Pottery, <i>Instructor: Catalina Aguirre Hoffman</i> | 11 |
| 2.06 | Drawing: Drawing II, <i>Instructor: Jane McIntyre</i> | 14 |
| 3.29 | Masters' Studio: <i>Instructor: Miles Laventhall</i> | 23 |
| 3.25 | Painting: Watercolor, <i>Instructor: Teresa Kirk</i> | 22 |

Afternoon

| | | |
|------|---|----|
| 4.02 | Ceramics: Pottery, <i>Instructor: Catalina Aguirre Hoffman</i> | 11 |
| 2.04 | Drawing: Introduction to Drawing, <i>Instructor: Jane McIntyre</i> | 13 |
| 5.13 | Jewelry: Intermediate Jewelry Techniques, <i>Instructor: Don Dietz</i> | 18 |
| 3.30 | Masters' Studio: <i>Instructor: Miles Laventhall</i> | 23 |
| 3.26 | Painting: Watercolor – Intermediate, <i>Instructor: Teresa Kirk</i> | 23 |
| 1.03 | Photography: Photography, <i>Instructor: Allan Pierce</i> | 23 |

After School

| | | |
|------|---|----|
| 6.06 | Ages 8 – 12: Exploration in Art, <i>Instructor: Maria Weiss</i> | 30 |
| 7.09 | Ages 13 – 17: Photography/ Advanced, <i>Instructor: Lew Lautin</i> | 29 |
| 7.05 | Ages 13 – 17: Pottery, <i>Instructor: Rita Daire</i> | 29 |

Evening

| | | |
|------|--|----|
| 4.03 | Ceramics: Pottery, <i>Instructor: Stephen Futej</i> | 11 |
| 1.04 | Photography: Photography, <i>Instructor: Allan Pierce</i> | 23 |
| 1.01 | Photography: Portrait Photography, <i>Instructor: Lawrence Miller</i> | 24 |





Tuesday

Morning

| | | |
|------|--|----|
| 4.05 | Ceramics: Clay Figure Sculpture, <i>Instructor: Stephen Futej</i> | 11 |
| 2.05 | Drawing: Introduction to Drawing, <i>Instructor: Chris Lopez</i> | 13 |
| 5.10 | Jewelry: Enameling, <i>Instructor: Marjory Yovin</i> | 18 |
| 3.31 | Masters' Studio: <i>Instructor: Miles Laventhall</i> | 23 |
| 3.11 | Painting: Painting (acrylic or oil), <i>Instructor: Jane McIntyre</i> | 20 |

Afternoon


| | | |
|------|--|----|
| 4.06 | Ceramics: Clay Figure Sculpture, <i>Instructor: Stephen Futej</i> | 11 |
| 2.08 | Drawing: Drawing at the Museum, <i>Instructor: Chris Lopez</i> | 14 |
| 2.11 | Drawing: Figure Drawing, Expressive, <i>Instructor: Barbara Wasserman</i> | 15 |
| 4.10 | Flower Design: Sogetsu Ikebana, <i>Instructor: Chieko Mihori</i> | 16 |
| 5.06 | Jewelry: Jewelry Making, <i>Instructor: Don Dietz</i> | 17 |
| 3.32 | Masters' Studio: <i>Instructor: Miles Laventhall</i> | 23 |
| 3.08 | Painting: Acrylic Painting, <i>Instructor: Ralph Papa</i> | 19 |
| 3.15 | Painting: Intermediate Painting, <i>Instructor: Jane McIntyre</i> | 21 |
| 1.05 | Photography: Intermediate Photography, <i>Instructor: Allan Pierce</i> | 24 |

After School

| | | |
|------|---|----|
| 6.01 | Ages 5 – 7: Explorations in Art, <i>Instructor: Maria Weiss</i> | 30 |
| 6.10 | Ages 10 – 12: Pottery, <i>Instructor: Rita Daire</i> | 30 |
| 7.03 | Ages 11 – 15: Fashion and Sewing, <i>Instructor: Clara Lopez</i> | 28 |
| 7.08 | Ages 13 – 17: Photography, <i>Instructor: Lew Lautin</i> | 29 |

Evening

| | | |
|------|---|----|
| 1.54 | Collage: Beginning Collage and Mixed Media, <i>Instructor: Jacalyn Gmoch</i> | 12 |
| 4.07 | Ceramics: Pottery, <i>Instructor: Daniel Listwan</i> | 11 |
| 2.07 | Drawing: Drawing II, <i>Instructor: Chris Lopez</i> | 14 |
| 5.07 | Jewelry: Jewelry Making, <i>Instructor: Don Dietz</i> | 17 |
| 1.06 | Photography: Intermediate Photography, <i>Instructor: Allan Pierce</i> | 24 |
| 3.34 | Painting: Beginning Acrylic Painting, <i>Instructor: Celestin Joseph</i> | 20 |



Wednesday

Morning

| | | |
|------|---|----|
| 2.02 | Drawing: Colored Pencil Drawing, <i>Instructor: Genie Appel-Cohen</i> | 13 |
| 1.52 | Collage: Collage, Assemblage & Painting, <i>Instructor: Eydi Lampasona</i> | 12 |
| 5.02 | Jewelry: Jewelry in Bronze or Silver, <i>Instructor: Jane Levy</i> | 17 |
| 5.14 | Jewelry: Kumihimo, Beyond the Basics, <i>Instructor: Pinky Shmerler</i> | 18 |
| 3.33 | Masters' Studio: <i>Instructor: Miles Laventhall</i> | 23 |
| 3.12 | Painting: Painting (acrylic or oil), <i>Instructor: Diane Reeves</i> | 20 |
| 3.23 | Painting: Painting, Traditional to Contemporary, <i>Instructors: Scherer & Ouporov</i> | 22 |

Afternoon

| | | |
|------|--|----|
| 2.03 | Drawing: Colored Pencil Drawing, <i>Instructor: Genie Appel-Cohen</i> | 13 |
| 1.53 | Collage: Collage, Assemblage & Painting, <i>Instructor: Eydi Lampasona</i> | 12 |
| 5.03 | Jewelry: Jewelry in Bronze or Silver, <i>Instructor: Jane Levy</i> | 17 |
| 5.16 | Jewelry: Kumihimo, <i>Instructor: Pinky Shmerler</i> | 18 |
| 3.16 | Painting: Intermediate Painting, <i>Instructor: Miles Laventhall</i> | 21 |
| 3.13 | Painting: Painting (acrylic or oil), <i>Instructor: Diane Reeves</i> | 20 |
| 3.24 | Painting: Painting Classic to Contemporary, <i>Instructors: Scherer & Ouporov</i> | 22 |
| 1.07 | Photography: Learning from the Masters, <i>Instructor: Allan Pierce</i> | 24 |
| 1.56 | Textiles: Textile Transformations, <i>Instructor: Andrea Huffman</i> | 26 |

After School

| | | |
|------|---|----|
| 6.02 | Ages 5 – 7: Explorations in Art, <i>Instructor: Jacalyn Gmoch</i> | 30 |
| 7.01 | Ages 12 -15: Comics, <i>Instructor: Thomas Bruckner</i> | 28 |
| 7.06 | Ages 12- 16: Drawing and Painting, <i>Instructor: Mary Beth Hietapelto</i> | 29 |

Evening

| | | |
|------|--|----|
| 2.12 | Drawing: Graphic Novel - Cartooning, <i>Instructor: Thomas Bruckner</i> | 15 |
| 2.14 | Drawing: Introduction to Drawing, <i>Instructor: Janet Onofrey</i> | 13 |
| 2.14 | Drawing: Perspective Drawing, <i>Instructor: Janet Onofrey</i> | 14 |
| 3.19 | Painting: Oil Painting, <i>Instructor: Beth Sloat</i> | 22 |
| 1.09 | Photography: Street Photography, <i>Instructor: Lawrence Miller</i> | 24 |
| 1.10 | Photography: Studio Photography, <i>Instructor: Lawrence Miller</i> | 24 |
| 4.09 | Sculpture: Wood Carving, <i>Instructor: Willie Reed</i> | 25 |

Thursday

Morning

| | | |
|------|---|----|
| 1.50 | Collage: Introduction to Collage, <i>Instructor: Jacalyn Gmoch</i> | 12 |
| 3.04 | Painting: Abstract Painting, <i>Instructor: Eydi Lampasona</i> | 19 |
| 3.17 | Painting: Intermediate Painting, <i>Instructor: Miles Laventhall</i> | 21 |
| 3.21 | Painting: Portraits from Life, Advanced, <i>Instructor: Kris Smith</i> | 21 |
| 3.27 | Painting: Watercolor, <i>Instructor: Ted Matz</i> | 22 |
| 4.08 | Sculpture: Stone Carving, <i>Instructor: Willie Reed</i> | 25 |

Afternoon

| | | |
|------|---|----|
| 1.51 | Collage: Introduction to Collage, <i>Instructor: Jacalyn Gmoch</i> | 12 |
| 2.09 | Drawing: Figure Drawing, <i>Instructors: Scherer & Ouporov</i> | 14 |
| 2.13 | Drawing: Pastel, <i>Instructor: Ted Matz</i> | 15 |
| 5.08 | Jewelry: Jewelry Making and Design, <i>Instructor: Sol Filippi</i> | 17 |
| 3.02 | Painting: Beginning Abstract Painting, <i>Instructor: Eydi Lampasona</i> | 19 |
| 3.18 | Painting: Intermediate Painting, <i>Instructor: Miles Laventhall</i> | 21 |
| 3.22 | Painting: Portrait Painting in Oil, <i>Instructor: Renee Plevy</i> | 22 |
| 1.11 | Photography: Post Processing Photography, <i>Instructor: Lew Lautin</i> | 24 |
| 8.00 | Lecture: Picasso and his Women, <i>Instructor: Laura Galban</i> | 16 |


After School

| | | |
|------|---|----|
| 6.05 | Ages 6 – 9: Pottery, <i>Instructor: Rita Daire</i> | 30 |
| 6.07 | Ages 8 – 12: Explorations in Art, <i>Instructor: Maria Weiss</i> | 30 |
| 7.10 | Ages 10 – 14: Drawing, <i>Instructor: Pavel Ouporov</i> | 29 |

Evening

| | | |
|------|---|----|
| 5.09 | Jewelry: Jewelry Making and Design, <i>Instructor: Sol Filippi</i> | 17 |
| 3.09 | Painting: Acrylic Painting - Your Personal Style, <i>Instructor: Carla Golembe</i> | 20 |
| 1.08 | Photography: Post Processing Photography, <i>Instructor: Lew Lautin</i> | 24 |





Friday

Morning

| | | |
|------|--|----|
| 2.19 | Drawing: Introduction to Ink Drawing, <i>Instructor: Misoo Filan</i> | 15 |
| 5.01 | Jewelry: Artisan Leather Jewelry, <i>Instructor: Jane Levy</i> | 17 |
| 3.03 | Painting: Abstract Painting / Advanced, <i>Instructor: Eydi Lampasona</i> | 19 |
| 3.14 | Painting: Figure Painting, <i>Instructors: Scherer & Ouporov</i> | 21 |
| 3.06 | Painting: Painting (acrylic or oil), <i>Instructor: Janet Onofrey</i> | 20 |

Afternoon

| | | |
|------|--|----|
| 2.18 | Drawing: Biographical Illustration, <i>Instructor: Misoo Filan</i> | 15 |
| 2.01 | Drawing: Drawing Light and Shade, <i>Instructor: Scherer & Ouporov</i> | 12 |
| 4.11 | Flower Design: Advanced Sogetsu Ikebana. <i>Instructor: Chieko Mihori</i> | 16 |
| 5.04 | Jewelry: Jewelry in Bronze or Silver, <i>Instructor: Jane Levy</i> | 17 |
| 3.05 | Painting: Abstract Painting / Modern Art, <i>Instructor: Eydi Lampasona</i> | 19 |
| 3.07 | Painting: Painting (acrylic or oil), <i>Instructor: Janet Onofrey</i> | 20 |

After School

| | | |
|------|---|----|
| 6.03 | Ages 5 – 7: Explorations in Art, <i>Instructor: Jacalyn Gmoch</i> | 30 |
| 6.08 | Ages 8 - 12: Explorations in Art, <i>Instructor: Christine Lyons</i> | 30 |

Saturday

Morning

| | | |
|------|---|----|
| 4.04 | Ceramics: Pottery, <i>Instructor: Stephen Futej</i> | 11 |
| 2.10 | Drawing: Figure Drawing, <i>Instructor: Janet Onofrey</i> | 14 |
| 2.15 | Drawing: Introduction to Drawing, <i>Instructor: Beth Sloat</i> | 13 |
| 5.15 | Jewelry: Jewelry Making and Design, <i>Instructor: Sol Filippi</i> | 17 |
| 3.10 | Painting: Acrylic Painting - Your Personal Style, <i>Instructor: Carla Golembe</i> | 20 |
| 1.02 | Photography: Photoshop Elements, <i>Instructor: Lew Lautin</i> | 23 |
| 6.04 | Ages 5 - 7: Explorations in Art, <i>Instructor: Christine Lyons</i> | 30 |
| 6.09 | Ages 8 - 12: Explorations in Art, <i>Instructor: Christine Lyons</i> | 30 |
| 7.04 | Ages 13 – 17: Comics, <i>Instructor: Thomas Bruckner</i> | 29 |
| 7.07 | Ages 12 – 16: Figure Drawing, <i>Instructors: Scherer & Ouporov</i> | 29 |

Afternoon

| | | |
|------|--|----|
| 3.01 | Painting: Art 101, Art Essentials, <i>Instructor: Carla Golembe</i> | 19 |
| 5.12 | Jewelry: Gemstone Cutting, <i>Instructor: Don Dietz</i> | 18 |

Ceramics

Pottery

Learn the fundamentals of pottery. Explore hand-building techniques as well as the use of a potter's wheel to create decorative and functional objects, such as bowls, platters, plates, and cups. Students may also create sculptural pieces. Discover a variety of ways to enhance your form using glazes, underglazes, sgraffito, and clay slips.

4.01 Mondays, 9 AM – NOON

4.02 Mondays, 1 – 4 PM

Instructor: Catalina Aguirre Hoffman

Term 3 5 sessions: \$215, Lab Fee \$45

Term 4 7 sessions: \$305, Lab Fee \$50

Term 5 6 sessions: \$260, Lab Fee \$50

4.03 Mondays, 6:30 – 9 PM

Instructor: Stephen Futej

Term 3 5 sessions: \$175, Lab Fee \$40

Term 4 7 sessions: \$260, Lab Fee \$45

Term 5 6 sessions: \$215, Lab Fee \$45

4.07 Tuesdays, 6:30 – 9 PM

Instructor: Daniel Listwan

Term 3 8 sessions: \$285, Lab Fee \$50

Term 4 7 sessions: \$260, Lab Fee \$45

Term 5 6 sessions: \$215, Lab Fee \$45

4.04 Saturdays, 10 AM – 12:30 PM

Instructor: Stephen Futej

Term 3 8 sessions: \$285, Lab Fee \$50

Term 4 7 sessions: \$260, Lab Fee \$45

Term 5 5 sessions: \$175, Lab Fee \$40

Clay Figure Sculpture

Learn traditional figure modeling techniques, as well as contemporary approaches to figurative sculpture. Working from a live model, learn anatomy, proportion, and composition in creating the human form in three dimensions. Students may work in a traditional direct observation manner or incorporate other forms to express their own personality in the sculpture. Sculptures will be kiln-fired.

4.05 Tuesdays, 9 AM - NOON

Instructor: Stephen Futej

Term 3 8 sessions: \$335, Material & Model Fee \$60

Term 4 7 sessions: \$305, Material & Model Fee \$55

Term 5 6 sessions: \$260, Material & Model Fee \$45

Innovative Clay Sculpture

Explore the versatility of modelling in clay to create inventive or traditional sculpture. Learn sculpting techniques, use of tools, and finishes through demonstrations and hands-on projects. Students may work from their imagination, drawings, or use photographs for inspirations. As in all classes, the instructor provides individual guidance and support for each student to realize his/her artistic vision.

4.06 Tuesdays, 12:30 – 3 PM

Instructor: Stephen Futej

Term 3 8 sessions: \$285, Material Fee \$55

Term 4 7 sessions: \$260, Material Fee \$45

Term 5 6 sessions: \$215, Material Fee \$40



Collage

Beginning Collage and Mixed Media

Discover the excitement of creativity as you learn the art of combining a variety of materials and different techniques to make beautiful artworks. Learn the basics of planning and composing to make unique collage/mixed media artworks. Complete several "ready to hang" mixed media pictures as you start on a path of creativity.

1.54 Tuesdays, 6:30 – 9 PM

1.50 Thursdays, 9 – 11:30 AM

1.51 Thursdays, 12:30 – 3 PM

Instructor: Jacalyn Gmoch

Term 3A 4 sessions: \$165

Term 3B 4 sessions: \$165

Term 4 7 sessions: \$245

Term 5 6 sessions: \$215

Collage, Assemblage and Painting

Collage is one of the most prevalent art techniques in modern art incorporating assemblage, mono-printing, photo transfers, and painting. In an atmosphere of experimentation, students gain exposure to a myriad of techniques and a variety of materials from metal to gossamer. By combining several media, students learn countless methods of two and three-dimensional applications and layering processes. Explore ways to enrich your painting with collage elements.

1.52 Wednesdays, 9 AM - NOON

1.53 Wednesdays, 12:30 – 3:30 PM

Instructor: Eydi Lampasona

Term 3 8 sessions: \$335

Term 4 7 sessions: \$295

Term 5 6 sessions: \$250



Drawing

Drawing Light and Shade

Learn the technique of defining form using light and dark. Gain skills in drawing with charcoal, conté, or soft pencils to achieve dense, dark, emotive drawings. Exercises include drawing from plaster casts under dramatic lighting. Explore traditional approaches of monochromatic studies as well as contemporary approaches to formulate your own artistic interest in studies and drawings as finished artworks.

2.01 Fridays, 12:30 – 3 PM

Instructors: Suzanne Scherer & Pavel Ouporov

Term 3A 4 sessions: \$165

Drawing and Painting Light and Shade

Learn to define light and shade using paint or drawing. Explore traditional approaches of monochromatic studies as well as contemporary approaches to formulate your own artistic interest in studies and finished *grisaille* paintings. Exercises include drawing and painting from plaster casts or still-life objects under dramatic lighting.

2.01 Fridays, 12:30 – 3 PM

Instructors: Suzanne Scherer & Pavel Ouporov

Term 3B 4 sessions: \$165

Drawing and Painting Light and Shade

Learning to define light and shade is a necessary skill for painters. First, learn to identify light and dark drawing with charcoal, conté, or soft pencils to achieve dense, dark drawings. Then, explore traditional approaches of monochromatic painting as well as contemporary approaches to formulate your own artistic interest in studies and finished *grisaille* paintings. Exercises include painting from plaster casts or still-life objects under dramatic lighting. The exercises can be used as a way to learn how to compose the light and shade in your paintings before using color, or used to create finished tonal paintings.

2.01 Fridays, 12:30 – 3 PM

Instructors: Suzanne Scherer & Pavel Ouporov

Term 4 7 sessions: \$245

Term 5 6 sessions: \$215

Colored Pencil Drawing

Colored pencil drawing is one of the most direct ways to put creative ideas to paper. Students can achieve impressionist, traditional, or expressive effects as they find their own voice through exploration of color and design. Learn techniques of layering, blending, and glazing in a direct format to create beautiful images that often belie the medium.

2.02 Wednesdays, 9:30 - NOON

2.03 Wednesdays, 12:30 – 3PM

Instructor: Genie Appel-Cohen

Term 3 8 sessions: \$275

Term 4 7 sessions: \$245

Term 5 6 sessions: \$215

Introduction to Drawing

The gateway to all the visual arts, learning to draw can be a fun and rewarding experience. Learn to draw realistically from observation with exercises that focus on line, shape, mark making, shading, perspective, and composition. Discover how to create the illusion of three-dimensional form and space on paper. Each teacher takes a different path to teaching fundamental drawing skills through demonstrations and individual attention.

2.04 Mondays, 1 – 3:30 PM

Instructor: Jane McIntyre

Term 3 5 sessions: \$215

Term 4 7 sessions: \$295

Term 5 6 sessions: \$250

2.05 Tuesdays, 9:30 AM – NOON

Instructor: Christopher Lopez

Term 3 8 sessions: \$275

Term 4 7 sessions: \$245

Term 5 6 sessions: \$215

2.14 Wednesdays, 6:30 PM – 9 PM

Instructor: Janet Onofrey

Term 3A 4 sessions: \$165

Term 4 7 sessions: \$245

Term 5 6 sessions: \$215

2.15 Saturdays 10 AM – 12:30 PM

Instructor: Beth Sloat

Term 3A 4 sessions: \$165

Term 3B 4 sessions: \$165

Term 4 6 sessions: \$210 (no class on 3/31)

Term 5 5 sessions: \$185





Drawing II

Designed for students who have a knowledge of basic drawing techniques, this class focuses on developing skills and exploring different drawing tools and styles of drawing. Students are encouraged to identify their personal drawing style as they draw from still-life, cast sculpture, and the live model. Class demonstrations and individual guidance in traditional and contemporary approaches to portraiture are provided. Students work in drawing media or the medium of their choice. *A model will be present for half of each term.*

2.06 Mondays, 9 AM - NOON

Instructor: Jane McIntyre

Term 3 5 sessions: \$215 / Model Fee \$30

Term 4 7 sessions: \$295 / Model Fee \$35

Term 5 6 sessions: \$250 / Model Fee \$35

2.07 Tuesdays, 6:30 – 9:00 PM

Instructor: Chris Lopez

Term 3 8 sessions: \$275 / Model Fee: \$35

Term 4 7 sessions: \$245 / Model Fee: \$35

Term 5 6 sessions: \$215 / Model Fee: \$35

Perspective Drawing

Learn the basics of 1 and 2 point perspective accurately. Explore drawing perspective of interior spaces and outdoor environments with buildings. Architectural elements and light sources are introduced with pencil, ink and/or charcoal. Discover techniques of atmospheric perspective that enhance distance.

2.14 Wednesdays, 6:30 PM – 9 PM

Instructor: Janet Onofrey

Term 3B 4 sessions: \$165

Drawing at the Museum

Drawing inspiration from masterworks in museums is a time honored tradition. Degas, Ingres, Delacroix, and Picasso each copied masterworks in the Louvre. Learn the fundamentals of drawing while finding inspiration in the Boca Raton Museum of Art galleries and sculpture garden. The class will also meet with the Chief Registrar to learn about the Museum collection of 19th and 20th century drawings.

2.08 Tuesdays, 1:30 – 4 PM

Instructor: Chris Lopez

Term 3A 4 sessions: \$145

Term 3B 4 sessions: \$145

Term 4 7 sessions: \$245

Term 5 6 sessions: \$215

Figure Drawing

Drawing from the nude model, learn the traditional method of depicting the human figure based on direct observation and timeless techniques. Gain an understanding of human anatomy from the simple geometric forms to the more complex structures of the body. Proportion, light, value, spatial relationships, perspective, and design principles are explored.

2.09 Thursdays, 12:30 – 3:30 PM

Instructors: Suzanne Scherer & Pavel Ouporov

Term 3 8 sessions: \$335 / Model Fee \$60

Term 4 7 sessions: \$295 / Model Fee: \$55

Term 5 6 sessions: \$250 / Model Fee: \$45

2.10 Saturdays, 10 AM – 12:30 PM

Instructor: Janet Onofrey

Term 3 8 sessions: \$275 / Model Fee \$60

Term 4 7 sessions: \$245 / Model Fee: \$55

Term 5 5 sessions: \$175 / Model Fee: \$45



Figure Drawing: Expressive Drawing Techniques

Using the human figure as a source of inspiration, learn proportion and foreshortening as you develop confidence in drawing from a live model. Define mass and shape using light and shading, and explore ways to integrate the background. Working from short gestural sketches to longer studies, students may choose to work in pencil, charcoal, ink, watercolor, or gouache.

2.11 Tuesdays, 12:30 – 3:30 PM

Instructor: Barbara Wasserman

Term 3 8 sessions: \$335 / Model Fee \$60

Term 4 7 sessions: \$295 / Model Fee \$55

Term 5 6 sessions: \$250 / Model Fee \$45

Graphic Novels – Cartooning

Explore the elements of a successful comic book and graphic novel narration. This course focuses on drawing skills and developing personal style for creating comics, short stories, or Manga-style illustrations. Explore a variety of techniques such as penciling, inking, shading, character design, and effective story structure.

2.12 Wednesdays, 6:30 – 8:30PM

Instructor: Thomas Bruckner

Term 3A 4 sessions: \$145

Term 3B 4 sessions: \$145

Term 4 7 sessions: \$200

Term 5 6 sessions: \$175

Pastel Drawing

Learn the advantages and rewards of working with pastels. A drawing medium in color, pastels are an excellent way to explore the integration of drawing and painting. Demonstrations on a range of pastel techniques provide a background for creating representation and expressive artworks.

2.13 Thursdays, 1 – 3:30 PM

Instructor: Ted Matz

Term 3 8 sessions: \$275

Term 4 7 sessions: \$245

Term 5 6 sessions: \$215

Introduction to Ink Drawing

Learn the fundamentals of ink drawing with pen and brush. Explore the variety of techniques, inks, and surfaces. Draw from observation as well as imagination or abstractly. Discover the versatility of ink as well as ways to incorporate ink drawing into mixed media projects.

2.19 Fridays 9:30 AM – NOON

Instructor: Misoo Filan

Term 3A 4 sessions: \$165

Term 3B 4 sessions: \$165

Term 4 6 sessions: \$210 (no class on 3/30)

Term 5 4 sessions: \$165

Biographical Illustration

Use photocopies of family photographs, passports, or other memorabilia as the jumping off point to create a visual narrative of your family history or the life of a special person. Learn different strategies and formats for visual storytelling to compose your story using pencil, colored pencil, ink, water based paint, and collage.

2.18 Fridays 1 – 3:30 PM

Instructor: Misoo Filan

Term 3A 4 sessions: \$165

Term 3B 4 sessions: \$165

Term 4 6 sessions: \$210 (no class on 3/30)

Term 5 4 sessions: \$165



Picasso and His Women

In this lively introduction to Picasso's artwork gain an understanding of the instrumental role that women played

in his art and life. Focusing on the three major periods of his art you will learn to better appreciate the different periods of his work and how Picasso changed the course of Western Art.

Lecture 1: Introduction to Picasso's Blue and Rose Periods.

Lecture 2: The Beginning of Cubism and his relationship with Braque

Lecture 3: Returning to figurative art after World War I

8.00 Thursdays, 1 – 2:30 PM

Instructor: Laura Galban

Term 3 February 8, 15 and 22 : \$125

Milton and Florence Hoffman Award

The Hoffman Scholarship competition is open to adults pursuing stone, wood, or clay sculpture in a serious manner. The merit-based scholarship awards one or more students funds towards a sculpture class at the Art School. For information and an application, please contact the Art School. Application is due Thursday, February 1, 2018.

Lila Lewental Jewelry Award

Named for Lila Lewental who taught enameling in the Art School. This scholarship awards funds to one or more jewelry students towards tuition for a jewelry class at the Art School. For information and an application, please contact the Art School. Application is due Thursday, February 1, 2018.

FLOWER DESIGN

Sogetsu Ikebana

Sogetsu Ikebana is much more than "Japanese flower arranging." It is a modern form of an ancient art of sculpture with living materials. Students learn the traditional principles and aesthetic disciplines combined with creative energies to capture, express, and enhance natural beauty. In each session, students learn new principles of design and technique to express the harmony of nature and imagination of the designer.

Material fee paid to the teacher on first day of class: Flowers: \$60, Ikebana frog and container: \$30.

4.10 Tuesdays 1 - 3:30 PM

Instructor: Chieko Mihori

Term 3A 3 sessions: \$60 (starts 1/9)

Term 3B 4 sessions: \$80

Term 4A 4 sessions: \$80

Term 4B 3 sessions: \$60

Term 5 4 sessions: \$80

Advanced Sogetsu Ikebana

This ancient Japanese art form seeks to create a living sculpture that transcends the beauty of nature. More than merely arranging flowers, Ikebana often emphasizes other areas of the plant, such as its stems and leaves, focusing on shape, line, harmony, and balance.

Material fee paid to the teacher on first day of class: flowers: \$60.

4.11 Fridays 1 - 3:30 PM

Instructor: Chieko Mihori

Term 3A 4 sessions: \$80

Term 3B 4 sessions: \$80

Term 4A 4 sessions: \$80

Term 4B 3 sessions: \$60

Term 5 4 sessions: \$80

JEWELRY

Artisan Leather Jewelry

Sculpt leather into bangles, pendants, and earrings. Discover how to shape leather using water and glue. Explore embellishing the jewelry with painting, stamping, and recycle belt buckles, or beads. \$20 material fee to be paid to the instructor on first day of class.

5.01 Fridays, 9 – 11:30 AM

Instructor: Jane Levy

Term 3A 4 sessions: \$165

Term 3B 4 sessions: \$165

Term 4 7 sessions: \$245

Term 5 6 sessions: \$215

Jewelry in Bronze or Silver

Open new doors to your imagination creating stunning metal jewelry using a fascinating new material easily worked with your hands and clay carving tools. Often called a magical substance, Art Metal Clay is made from precious metals combined with a special clay that, when heated, burns off to leave the precious metal. The soft clay is pliable, providing great ease in carving, molding, stamping, and designing. Start with bronze metal clay. White copper or silver can also be used. New students: \$55 material fee to be paid to the instructor on first day of class.

5.02 Wednesdays, 9 AM – NOON

5.03 Wednesdays, 1– 4 PM

5.04 Fridays, 1–4 PM

Instructor: Jane Levy

Term 3 8 sessions: \$335

Term 4 7 sessions: \$295

Term 5 6 sessions: \$250

Jewelry Making

Explore the art and technique of making fine jewelry. Gain an introduction to a variety of techniques, such as surface settings, making bezels, soldering, sawing, and finishing. Create your own designs and jewelry as you learn new techniques. Learn to make necklaces, clasps, pendants, rings, or pins. \$55 material fee to be paid to the instructor on first day of class.

5.06 Tuesdays, 1 – 4 PM

5.07 Tuesdays, 6 – 9 PM

Instructor: Don Dietz

Term 3 8 sessions: \$335

Term 4 7 sessions: \$295

Term 5 6 sessions: \$250

Jewelry Making and Design

Explore the art and technique of making fine jewelry. Gain an introduction to a variety of methods such as surface settings, making bezels, soldering, sawing, and finishing. Create your own designs and jewelry as you learn new skills. Learn to make necklaces, clasps, pendants, rings, or pins. \$45 material fee to be paid to instructor on first day of class.

5.08 Thursdays 1 – 3:30 PM

5.09 Thursdays 6:30 – 9 PM

Instructor: Sol Filippi

Term 3 8 sessions: \$260

Term 4 7 sessions: \$245

Term 5 6 sessions: \$215

5.15 Saturdays 9 – 11:30 AM

Instructor: Sol Filippi

Term 3 8 sessions: \$260

Term 4 7 sessions: \$245

Term 5 5 sessions: \$175





Enameling

Learn to fuse glass to copper or silver to create luminous permanent color for your jewelry and small sculptures. Some of the design techniques taught include cloisonné and stenciling. Demonstrations and individual attention are given to develop personal creativity. \$50 material fee to be paid to instructor on first day of class.

5.10 Tuesdays, 9 AM – NOON

Instructor: Marjory Yovin

Term 3 8 sessions: \$335

Term 4 7 sessions: \$295

Term 5 6 sessions: \$250

Intermediate Jewelry Techniques

This course is for the serious jewelry student who has completed at least two previous courses in jewelry fabrication and wants to pursue more advanced techniques. Projects may include making settings for faceted stones, making domes, constructing hollow beads, inlaying wire in metal, wood and stone, reticulation, etching of metal, and roller printing. \$55 material fee to be paid to the instructor on first day of class.

5.13 Mondays, 1 – 4 PM

Instructor: Don Dietz

Term 3 5 sessions: \$210

Term 4 7 sessions: \$295

Term 5 6 sessions: \$250

Gemstone Cutting: Lapidary



Learn to form cabochon-style stones that can be used in future jewelry projects. Using saws, grinders, sanders, and polishing machines, students gain the pleasure of bringing a gemstone to life. Rough stone or practice grade stones are provided for the first three learning projects. \$20 material fee paid to instructor.

5.12 Saturday and Sunday, 1 – 4 PM

Instructor: Don Dietz

Term 2 Feb. 17 and 18: \$120

Kumihimo Braiding

Discover how to make unique, handmade jewelry using the ancient Japanese art of kumihimo. Learn different braiding techniques to make bracelets and enrich your creations with beads or charms and finish with stylish clasps. \$20 material fee paid to the teacher on first day of class.

5.16 Wednesdays, 12:30 – 2:30 PM

Instructor: Pinky Shmerler

Term 3A 4 sessions: \$145

Term 3B 4 sessions: \$145

Kumihimo: Beyond the Basics

Explore new ways to go beyond the basic braiding to create one-of-a-kind kumihimo jewelry. Knowledge of basic braiding and beading is required. Bring a disk, bobbins, and beading mat to class. \$20 material fee paid to the teacher on first day of class.

5.14 Wednesdays, 9:30 – 11:30 AM

Instructor: Pinky Shmerler

Term 3A 4 sessions: \$155

Term 3B 4 sessions: \$145

Painting

Art 101: Art Essentials

This class for beginners aims to provide a foundation in drawing, color, and composition through specific, hands-on exercises each session. In paint mixing exercises, discover the properties of color, hue, value, intensity, and how to create color harmonies and interactions. Explore how to use line, shape, and positive/negative space to create balanced composition. The fun learning exercises prepare students to confidently move into any painting class. Painting students who want a refresher on the basics are welcome.

3.01 Saturdays, 1 – 3:30 PM

Instructor: Carla Golembe

Term 3A 4 sessions: \$165

Term 3B 4 sessions: \$165

Abstract Painting / Modern Art

Explore how to use color, texture, and gesture to create expressive abstract paintings or mixed media compositions. Learn how to selectively use a myriad of acrylic gels, translucent glazes, pours, and molding paste as well as iridescent colors. This class is inspirational, encouraging, and explorative. Bring your biggest brushes and expect lots of fun and action.

3.04 Thursdays, 9 AM - NOON

3.05 Fridays, 12:30 – 3:30 PM

Instructor: Eydi Lampasona

Term 3 8 sessions: \$335

Term 4 7 sessions: \$295

Term 5 6 sessions: \$250

Beginning Abstract Painting

Learn the fundamental of abstract painting as you explore different paths of self-expression using acrylic paint, different mediums, or mixed media. Discover how to effectively use color, composition, line, and gesture. Be inspired to experiment, have fun, and challenge yourself.

3.02 Thursdays, 12:30 – 3:30 PM

Instructor: Eydi Lampasona

Term 3 8 sessions: \$335

Term 4 7 sessions: \$295

Term 5 6 sessions: \$250

Abstract Painting/ advanced studio

This class is for painters with a solid foundation in abstract painting that are interested in being challenged to experiment and grow in new ways. Individual critiques, group discussion, and assignment are integral to this studio for students to develop their own style and body of work.

3.03 Fridays, 9 AM – NOON

Instructor: Eydi Lampasona

Term 3 8 sessions: \$345

Term 4 7 sessions: \$310

Term 5 6 sessions: \$265

Acrylic Painting “alla prima”

Alla prima refers to completing a painting all in one sitting. Participants work with a limited color palette to create a landscape, still-life, or portrait in the space of each class session. The goal of the class is to learn drawing and painting techniques without laboring over every small detail. Each class is a learning exercise in composition, color mixing, and harmonies. Learning is maximized through demonstrations as well as individual attention for each student.

3.08 Tuesdays 12:30 – 3 PM

Instructor: Ralph Papa

Term 3A 4 sessions: \$165

Term 3B 4 sessions: \$165

Term 4 7 sessions: \$245

Term 5 6 sessions: \$210



Acrylic Painting – Discover Your Personal Style

Explore painting techniques, composition, color, and creative expression in an upbeat and encouraging atmosphere. Learn brushwork, layering, and color mixing techniques and apply them to express yourself in paint. Projects are suggested to those seeking guidance. Students benefit from individual attention, demonstrations, and supportive critiques. Direction is tailored to student abilities and artistic goals.

3.09 Thursdays, 6:30 – 9:30 PM

Instructor: Carla Golembe

Term 3 8 sessions: \$335

Term 4 7 sessions: \$295

Term 5 6 sessions: \$250

3.10 Saturdays, 10 AM – 12:30 PM

Instructor: Carla Golembe

Term 3 8 sessions: \$275

Term 4 6 sessions: \$210 (No class on 3/31)

Term 5 5 sessions: \$185

Beginning Acrylic Painting

Discover the ease and versatility of acrylic paints. In the first project, students learn skills in drawing, color mixing, and paint application while painting from a still-life. For subsequent projects the instructor works with each student to develop their artistic skills.

3.34 Tuesday, 6:30 – 9 PM

Instructor: Celestin Joseph

Term 3 8 sessions: \$275

Term 4 7 sessions: \$245

Term 5 6 sessions: \$210

Painting (acrylic or oil)

Learn the techniques and procedures of painting in acrylics or oils as you paint from still-life setups or from photographs. Exercises develop skills in observation and learning to paint form to create depth and a sense of light. Learn skills in drawing, composition, mixing color, and paint application. Individual guidance and group demonstrations guide students to confidently apply new skills in creating paintings in the style of their choice.

3.11 Tuesdays, 9 AM – NOON

Instructor: Jane McIntyre

Term 3 8 sessions: \$335

Term 4 7 sessions: \$295

Term 5 6 sessions: \$250

3.12 Wednesdays, 9 AM – NOON

3.13 Wednesdays, 1 – 4 PM

Instructor: Diane Reeves

Term 3 8 sessions: \$335

Term 4 7 sessions: \$295

Term 5 6 sessions: \$250

3.06 Fridays, 9:30 AM – NOON

3.07 Fridays, 12:30 - 3 PM

Instructor: Janet Onofrey

Term 3 8 sessions: \$275

Term 4 7 sessions: \$245

Term 5 6 sessions: \$210

Note: Our studios are eco-friendly; in place of turpentine, only non-toxic solvents, such as safflower oil are permitted in the studios.

Intermediate Painting

Gain experience with specific techniques to strengthen and advance your painting skills. Learn to develop your use of color, value, and temperature. Discover ways to easily identify, correct, and avoid common mistakes to bring your painting to the next level. Enjoy an encouraging and exciting studio environment with helpful discussions and individual critiques. Students may choose to participate in exercises related to each day's particular lesson or select their own subject matter for painting.

3.15 Tuesdays, 12:30 – 3:30 PM

Instructor: Jane McIntyre

Term 3 8 sessions: \$335

Term 4 7 sessions: \$295

Term 5 6 sessions: \$250

Intermediate Painting ... Creativity Without Bounds

Painting skills, creating effective composition, and learning to "see" and understand what makes engaging art is the core of this class. Students can study art that defines and interprets the intricacies of form in a realistic traditional manner, or create work that allows form to find itself through more immediate, experimental abstraction. Essential studies include accurate color mixing and choosing appropriate color palettes and materials to support your ideas. Explore painting and glazing techniques, traditional brushwork, palette knife, and alternative painting methods. For those choosing to "mix it up," explore the integration of textures, found materials, and unusual objects. Your studio experience is supported with personal attention, critiques, and reference to works of traditional and contemporary masters.

3.16 Wednesdays 12:30 – 3:30 PM

3.17 Thursdays 9 AM – NOON

3.18 Thursdays 12:30 – 3:30 PM

Instructor: Miles Laventhall

Term 3 8 sessions: \$350

Term 4 7 sessions: \$320

Term 5 6 sessions: \$275

Figure and Portrait Painting

Working from the nude model, learn classic and contemporary techniques of figure and portrait painting. Discover how to use underpainting, impasto, scumbling, and glazing techniques to enrich the surface of your painting. Explore a range of approaches as well as using contemporary tools, such as using your iPad. Projects may also include painting from the clothed figure in order to learn how to paint drapery and folds around the human form.

3.14 Fridays, 9 AM - NOON

Instructors: Suzanne Scherer & Pavel Ouporov

Term 3 8 sessions: \$335, Model Fee \$60

Term 4 7 sessions: \$295, Model Fee \$55

Term 5 6 sessions: \$250, Model Fee \$45

Portraits from Life, Advanced

Portrait painter and longtime instructor, Kris Smith conducts an advance class in portraiture. Explore how to portray emotion or mood in quick studies and long poses. Your individual style is encouraged along with improving technical skills in paint, pastels, or charcoal. Individual attention is provided in this friendly studio.

3.21 Thursdays, 9 AM - NOON

Instructor: Kris Smith

Term 3A 4 sessions: \$175, Model Fee \$35

Term 3B 4 sessions: \$175, Model Fee \$35

Term 4A 4 sessions: \$175, Model Fee \$35

Term 4B 3 sessions: \$135, Model Fee \$25

Portrait Painting in Oil

Learn a simplified method to create portraits with solid dimensions and beautiful skin tones using oil paint. Working from a live model students learn to see proportion, light, and shadow to create a strong likeness with a sensitivity to detail. Cranial anatomy, paint handling, and the use of light will be discussed. Clear instruction is given through demonstrations and one-on-one guidance. Students learn the advantages of painting with oils to create lifelike portraits. (No model first session)

3.22 Thursdays, 1 – 4 PM

Instructor: Renee Plevy

Term 3A 4 sessions: \$175, Model Fee \$30

Term 3B 4 sessions: \$175, Model Fee \$30

Term 4 7 sessions: \$295, Model Fee \$55

Term 5 6 sessions: \$250, Model Fee \$45

Oil Painting

Learn the techniques and advantages of painting in oils. In the first project, students learn skills in drawing, color mixing, and paint application while painting from a still-life. You will be guided through the foundation steps towards creating a satisfying work of art. All materials are provided for a \$60 material fee. This includes all paints, brushes, and canvas.

3.19 Wednesdays, 6:30 – 9 PM

Instructor: Beth Sloat

Term 3 8 sessions: \$275, Material Fee \$60

Term 4 6 sessions: \$210, Material Fee \$60

Term 5 6 sessions: \$210, Material Fee \$60



Representational Painting: Traditional to Contemporary

Beyond simply recording an image, learn techniques that will make your realistic or representational paintings outstanding. Explore a variety of classic and contemporary techniques that can be effective in any painting style: underpainting, glazing, scumbling, impasto, or direct painting. Working from life, photographic references, or an iPad, students learn to employ these techniques in the medium of their choice – oil, egg tempera, acrylic paint as well as gold leaf.

3.23 Wednesdays 9 AM – NOON

3.24 Wednesdays, 12:30 – 3:30 PM

Instructors: Suzanne Scherer and Pavel Ouporov

Term 3 8 sessions: \$335

Term 4 7 sessions: \$295

Term 5 6 sessions: \$250

Watercolor

Explore the pleasures and challenges of watercolor. Learn a variety of techniques, including wet-on-wet and dry brush, as you learn to paint primarily from still-life setups. Demonstration of techniques and discussion of the principles of color mixing and composition are an essential part of this course.

3.25 Mondays, 9:00 AM – NOON

Instructor: Teresa Kirk

Term 3 5 sessions: \$210

Term 4 7 sessions: \$295

Term 5 6 sessions: \$250

3.27 Thursdays, 9 – 11:30 AM

Instructor: Ted Matz

Term 3 8 sessions: \$275

Term 4 6 sessions: \$210

Term 5 6 sessions: \$210

PHOTOGRAPHY

Elements of Photoshop

This hands-on course introduces students to the fundamentals of image editing using Photoshop Elements. The focus is on the basic tools for retouching images, color correction, creating graphic images, and preparing images for print or sharing on the internet.

1.02 Saturdays 9:30 – 11 AM

Instructor: Lew Lautin

Term 3A 4 sessions: \$165

Term 3B 4 sessions: \$165

Term 4 6 sessions: \$210 (no class 3/31)

Term 5 5 sessions: \$185

Fundamentals of Photography

Learn to take full advantage of your camera's operational potential and become proficient in using manual settings to create your own personal visions. Weekly projects, in addition to in-class workshops, reinforce hands-on experience for each student photographer. Discussions consider composition and the fundamentals that transform a good photograph into an outstanding piece of art. The advantages of digital technology are addressed, as well as the preparation of an image for printing.

1.03 Mondays, 1 – 3:30 PM**1.04 Mondays, 6:30 – 9 PM**

Instructor: Allan Pierce

Term 3 5 sessions: \$185

Term 4 7 sessions: \$245

Term 5 6 sessions: \$210

Watercolor – Intermediate

Explore watercolor along with other applications of water media, such as gouache or acrylics, to take your painting from ordinary to extraordinary. Exercises using different formats, designs, and techniques are presented as catalysts to new ideas and developing a personal style. Critique and discussion are an important component to this class.

3.26 Mondays, 1 – 4 PM

Instructor: Teresa Kirk

Term 3 5 sessions: \$210

Term 4 7 sessions: \$295

Term 5 6 sessions: \$250

MASTERS'
STUDIO**Masters' Studio**

This flagship program presents an opportunity for advanced painting, drawing, sculpture, collage, and mixed media artists to work in a concentrated program suited to those who are pursuing proficiency consistent with graduate level study, winning public and private commissions, major competitions, and professional representation. An important component of the Masters' Studio rests in each artist's determination to strive for his/her own personal excellence. Students must be pre-qualified by the instructor.

3.29 Mondays, 9 AM – NOON**3.30 Mondays, 12:30 – 3:30 PM****3.31 Tuesdays, 9 AM – NOON****3.32 Tuesdays, 12:30 – 3:30 PM****3.33 Wednesdays, 9 AM – NOON**

Instructor: Miles Laventhall

Term 3 8 sessions: \$355 (Mondays, 5 sessions: \$230)

Term 4 7 sessions: \$320

Term 5 6 sessions: \$265

Intermediate/ Advanced Photography

Gain an in-depth understanding of the technical and aesthetic decisions that confront the experienced photographer. Weekly assignments challenge participants to exercise their unique visual awareness in a variety of styles and techniques. Post-processing and printing techniques are addressed as a means to help the photographer recognize their artistic potential.

1.05 Tuesdays, 1 – 4 PM

1.06 Tuesdays, 6 – 9 PM

Instructor: Allan Pierce

Term 3 8 sessions: \$295

Term 4 7 sessions: \$260

Term 5 6 sessions: \$220

Learning from Master Photographers

Works by master photographers such as Cindy Sherman, Richard Avedon, Man Ray, Diane Arbus, and other photographers provide a catalyst for each participant's development. The class has access to the extensive photography collection at the Boca Raton Museum of Art. A competent level of proficiency in your camera's operation is required.

1.07 Wednesdays, 1 – 4 PM

Instructor: Allan Pierce

Term 3 8 sessions: \$295

Term 4 7 sessions: \$260

Term 5 6 sessions: \$220

Post Processing Photography

Learn how to use Photoshop, Lightroom, and other computer programs to alter and enrich your photographs from subtle corrections to dramatic effects. Experiment with combining images, layering, and blending. Some experience with Photoshop or Lightroom is helpful.

1.11 Thursdays, 1 – 3:30 PM

1.08 Thursdays, 6:30 – 9 PM

Instructor: Lew Latin

Term 3 8 sessions: \$275

Term 4 7 sessions: \$245

Term 5 6 sessions: \$210

Portrait Photography

Capture the essence of your subject while learning the important elements involved in creating beautiful portraits. Lighting, posing, gesture, props, and location choices will be covered. You will learn how to use both natural and studio lighting to light your subject to create professional quality portraits.

1.01 Mondays, 6:30 – 9 PM

Instructor: Lawrence Miller

Term 3 5 sessions: \$185

Term 4 7 sessions: \$245

Street Photography

Street photography is not just panning people with your camera. It is catching the interaction between individuals and the world around them as well as the background that tells a visual narrative. Learn techniques to capture special moments in time and space. The class meets in different locations throughout Palm Beach County and two sessions are scheduled on Saturdays.

1.09 Wednesdays, 6:30 – 9 PM

Instructor: Lawrence Miller

Term 5 6 sessions: \$210

Studio Photography

Improve your skills in taking indoor photographs. Learn how to light any subject to obtain the picture you desire. Explore light and depth of field for macro-photography. Gain experience using lighting techniques in the studio as well as using available light.

1.10 Wednesdays, 6:30 – 9 PM

Instructor: Lawrence Miller

Term 3A 4 sessions: \$165

Term 3B 4 sessions: \$165

Term 4 7 sessions: \$245

SCULPTURE

Clay Figure Sculpture

Learn traditional figure modeling techniques as well as contemporary approaches to figurative sculpture. Working from a live model, learn anatomy, proportion, and composition in creating the human form in three-dimensions. Students may work in a traditional direct observation manner or incorporate other forms to express their own personality in the sculpture. Sculptures will be kiln-fired.

4.05 Tuesdays, 9 AM - NOON

Instructor: Stephen Futej

Term 3 8 sessions: \$335, Material & Model Fee \$60

Term 4 7 sessions: \$305, Material & Model Fee \$55

Term 5 6 sessions: \$260, Material & Model Fee \$45

Innovative Clay Sculpture

Explore the versatility of modelling in clay to create inventive or traditional sculpture. Learn sculpting techniques, use of tools, and finishes through demonstrations and hands-on projects. Students may work from their imagination, drawings, or use photographs for inspirations. As in all classes, the instructor provides individual guidance and support for each student to realize his/her artistic vision.

4.06 Tuesdays, 12:30 – 3:30 PM

Instructor: Stephen Futej

Term 3 8 sessions: \$285, Material Fee \$55

Term 4 7 sessions: \$260, Material Fee \$45

Term 5 6 sessions: \$215, Material Fee \$40



Stone Carving

Students develop an eye for sculpture in the round and the direct carving processes from rough stone to a polished and mounted sculpture. Discover the surprising ease and meditative quality of hand chiseling and power tools while creating a sculpture in alabaster or marble. Students are taken through the entire process from stone selection to carving and polishing. This class is conducted off-site at the artist's studio.

4.08 Thursdays, 9 AM – NOON

Instructor: Willie Reed

Term 3 8 sessions: \$335

Term 4 7 sessions: \$295

Term 5 6 sessions: \$250

Wood Carving

Learn the basic techniques of hand carving by first creating a low-relief. Carving into the surface of a flat panel, create images by exposing shapes, scenes or patterns. Fundamental use of chisels, gouges, and mallets are demonstrated in detail. Material fee includes the cost of wood and finishes for the initial project. \$20 material fee to be paid to the instructor. This class is conducted off-site at the artist's studio.

4.09 Wednesdays, 6:30 – 9 PM

Instructor: Willie Reed

Term 3 8 sessions: \$285

Term 4 7 sessions: \$260

Term 5 6 sessions: \$215

TEXTILES

Textile Transformations

Learn modern techniques based on traditional tie-dye, batik, and other surface design techniques, such as creating stamps, stencils, and image transfers. Fabrics can be displayed as beautiful works of art or transformed into items for fashion or home décor. The techniques you learn can also be incorporated into abstract painting. \$20 material fee to be paid to the instructor on first day of class.

1.56 Wednesdays, 12:30 – 3 PM

Instructor: Andrea Huffman

Term 3A 4 sessions: \$165

Term 3B 4 sessions: \$165

Term 4 6 sessions: \$210

Term 5 6 sessions: \$210

WORKSHOPS

DRAWING: Drawing for Absolute Beginners

Have you always wanted to take an art class but were afraid you would be sitting next to a Leonardo Da Vinci? If so, this class is for you; a class in which you can start your artistic journey. Using a proven method of learning to translate what you see into two-dimensional form, you will learn to use line, light and shadow, and basic perspective to create realistic drawings. In a supportive and positive environment, you will learn to draw and gain the confidence to join any art class. Materials included.

8.16 Sunday, January 14, 1:30 PM – 4:30 PM \$75

8.17 Saturday February 17, 1:30 PM – 4:30 PM \$75

Instructor: Leslie Albert



DRAWING: Large Scale Figure Drawing

Break out of the box and draw bigger! In this workshop we start with gesture and contour drawings to draw from the life model on a large scale. Focusing on composition, proportion, and value scale, students work on long poses using a 24 x 36 format or larger. Drawing on large or life-size formats provides students with the opportunity to see shapes, forms, and planes within the figure and its surrounding environment and the ability to render them accordingly. (45 minute lunch break)

8.18 Monday, January 15, 9:30 AM – 3:30 PM \$95, Model Fee \$25

Instructor: Leslie Albert

DRAWING: Mandala in Colored Pencils

Awaken the creative spirit within. Through storytelling, guided meditation, and specific colored pencil drawing exercises create your own mandala. Explore the joy of color and creation. Learn to express the essential beauty and wholeness of your true nature and tap into the creativity of your spirit. (45 minute lunch break)

8.20 Sunday, February 18, 10am to 3pm, \$75, Material Fee \$15

Instructor: Genie Appel-Cohen

JEWELRY: Enameled Earrings on Fine Silver

Create and complete a pair of enameled earrings using your own design, or select a design. Learn to texture fine silver to add beautiful transparent enamel colors that, when fired in the kiln, gives a luminous effect to the jewelry. Embellishment techniques will also be demonstrated and you will be able to complete a pair of enameled earrings to wear or give as a gift. \$30 Material fee for silver and supplies paid to instructor.

8. 21 Saturday, February 3, 12:30 - 4:30 PM, \$90

Instructor: Marjory Yovin

JEWELRY: Florida Black Coral Jewelry

Join expert jeweler, Don Dietz, in this exciting workshop to create your own unique jewelry using Florida black coral. The workshop includes how to collect coral, smoothing and polishing, forming it into shapes, and assembling it with sterling silver findings. \$30 material fee paid to the instructor.

8.14 Saturday, January 13, NOON – 5:00 PM, \$110

Instructor: Don Dietz

JEWELRY: Gemstone Cutting: Lapidary

Learn to form cabochon-style stones that can be used in future jewelry projects. Using saws, grinders, sanders, and polishing machines, students gain the pleasure of bringing a gemstone to life. Rough stone or practice grade stones are provided for the first three learning projects. \$20 material fee paid to the instructor.

5.12 Saturday and Sunday, Feb 17 and 18. 1 – 4 PM, \$120

Instructor: Don Dietz

PAINTING: Breathing New Life into Old Paintings- with Oil Pastels

We all have them, those paintings that just didn't make a home run. Now you can take that not quite perfect painting out of the closet and re-energize it; keep the good sections, and alter other sections to make a completely new artwork. Take the challenge to redo an old painting into something new and exciting using oil pastels. All paintings are welcomed, no matter what the original medium

8.22 Monday, January 15 9:30 AM – 12:30 PM, \$75

8.23 Monday, February 19 9:30 AM – 12:30 PM, \$75

Instructor: Genie Appel-Cohen

PAINTING: Paint Gorgeous Believable Flowers in Oils!

Learn to paint flowers that look truly fresh and alive as you discover how to create accurate form and luminescent color! Use varied approaches and strategic brushwork techniques to make beautiful and convincing petals and leaves. Learn how to incorporate creative design and color in your work. Plenty of demonstrations and time to practice new techniques will be provided. \$25 material fee for canvas and oil paint paid to the instructor. (45 minute lunch break)

**8.24 Sunday and Monday, January 14 and 15
10 AM to 4:30 PM, \$200**

Instructor: Diane Reeves

PAINTING: Stand up to Paint!

Challenge yourself to paint abstractly on large scale with big brushes to explore composition, mark making, and personal symbols. Hang your large canvas on the wall to ensure using your entire body in the process of painting. Whether your style is loud and energizing or calm and relaxed, learn to trust in following your instincts and take risks to create powerful abstract art. This 2-day atelier is for expanding your reach, experimenting, and discovering.

**8.11 Sunday and Monday, January 14 and 15
Dr. Martin Luther King, Jr. weekend)
10 AM – 5 PM, \$215, Lab Fee \$20**

**8.15 Sunday and Monday, February 18 and 19
(Presidents' Day weekend)
10 AM – 5 PM, \$215, Lab Fee \$20**

Instructor: Eydi Lampasona

TEENS AND PRE-TEENS

Term 3 Jan. 8 to Feb. 24 (no classes Mon 1/15, Mon 2/19)
7 sessions: \$200, Material Fee \$30
(Mon, 5 sessions: \$140, Material Fee \$25)

Term 4 Feb 26 to Apr 14 (no classes Mar 19 - 24, Fri 3/30, Sat 3/31)
6 sessions: \$170, Material Fee \$25
(Fri and Sat, 5 sessions: \$140, Material Fee \$25)

Term 5 Apr 16 to May 25
6 sessions: \$170, Material Fee \$25
(Sat, 5 sessions: \$140, Material Fee \$25)

In the after school and Saturday classes, the focus is on teaching art techniques that equip teens with skills to better express themselves in the medium or style of their choice.

Comics: Ages 12 - 15

Learn how to create your own comics or graphic novels. Start by creating a main character and learn how to tell a story through pictures. Explore how to use close-ups, dramatic angles, and storyline to move the reader along. Learn drawing, shading, and inking skills to create a finished comic book.

7.01 Wednesdays, 4:30 – 6:15 PM

Instructor: Thomas Bruckner

Fashion Couture Sewing: Ages 11 - 15

Learn to design and make fancy and artistic garments using a sewing machine. Explore ways to decorate your fashion garment with hand sewing, fabric painting, and beading. Focus is on learned skills in design, execution, and embellishment to create two or three garments.

7.03 Tuesdays, 4:30 – 6:15 PM

Instructor: Clara Lopez-Castro

Comics: Ages 13 - 17

Learn how to create your own comics or graphic novels. Start by creating a protagonist with special attributes and learn how to tell a story through pictures. Explore how to use close-ups, dramatic angles, and a storyline to move the reader along. Practice drawing, shading, and inking skills to create a finished comic book.

7.04 Saturdays, 10:30 AM – 12:30 PM

Instructor: Thomas Bruckner

Pottery: Ages 13- 17

Explore hand-building as well as using the pottery wheel to create cups, bowls, and other ceramics for home use. Learn the properties of clay and how to decorate using colored glazes.

7.05 Mondays, 4:30 – 6:15 PM

Instructor: Rita Daire

Painting: Ages 12-16

Students learn drawing and painting techniques, including drawing from observation, color mixing, and composition. Projects may include painting traditional and abstract subjects.

7.06 Wednesdays, 4:30 – 6:15 PM

Instructor: Mary Beth Hielapelto

Drawing: Ages 10–14

This class focuses on learning to draw from observation, including drawing still-lives and from the clothed model. Learn to use composition and proportion. This class may prepare students for specialized arts middle school auditions. Model Fee \$30

7.10 Thursdays, 4:30 – 6:15 PM

Instructor: Dara Caplan

**Figure Drawing: Ages 12–16**

Drawing from the still lifes, plaster cast sculpture, and the clothed model, learn the traditional method of drawing from direct observation. Explore how to use light, value, and perspective to create dynamic artworks. Gain an understanding of how to accurately draw in proportion and human anatomy. This class may prepare students for specialized arts high school auditions. Model Fee \$30

7.07 Saturdays, 10 AM – NOON

Instructors: Suzanne Scherer and Pavel Ouporov

Photography: Ages 13-17

Discover how to use your digital camera to its best advantage. Discussion and assignments cover exposure, lighting, and focus control. Learn creative computer editing skills. Gain an understanding of the difference between a good picture and a great photograph.

7.08 Tuesdays 4:30 – 6:15 PM

Instructor: Lew Lautin

Photography/ Advanced: Ages 13-17

Teens further develop their artistic and technical skills in digital photography and use of Photoshop and other editing programs. Individual and group assignments challenge students to develop their own style and build a portfolio.

7.09 Mondays, 4:30 – 6:15 PM

Instructor: Lew Lautin

YOUTH

(Classes for ages 5 to 12)

Term 3 Jan. 8 to Feb. 24 (no classes Mon 1/15, 2/19)
7 sessions: \$175, Material Fee \$30
(Mon, 5 sessions: \$125, Material Fee \$25)

Term 4 Feb 26 to Apr 14 (no classes Mar 19 - 24, Fri 3/30, Sat. 3/31)
6 sessions: \$150, Material Fee \$25
(Fri and Sat, 5 sessions: \$125, Material Fee \$22)

Term 5 Apr 16 to May 25
6 sessions: \$150, Material Fee \$25
(Sat, 5 sessions: \$125, Material Fee \$22)

Explorations in Art: Ages 5-7

Exercise your imagination while learning how to draw, paint, and use mixed media in this active art studio. Discover different techniques and learn about different art styles and art vocabulary. Art materials and projects are geared to specific age groups. These courses vary each term and may be taken repeatedly.

6.01 Tuesdays, 4 – 5:30 PM

Instructor: Maria Weiss

6.02 Wednesdays, 4 – 5:30 PM

6.03 Fridays, 4 – 5:30 PM

Instructor: Jacalyn Gmoch

6.04 Saturdays, 9 – 10:30 AM

Instructor: Christine Lyons

Ceramics / Pottery: Ages 6 - 9

Use your hands to create three-dimensional sculpture and pottery. Learn different techniques of shaping wet clay and finishing with decorations and glazes.

6.05 Thursdays, 4:30 – 6 PM

Instructor: Rita Daire

Exploration in Art: Ages 8 -12

Discover techniques of drawing and painting as you learn to create self-portraits, landscapes, still-life, or abstract paintings. Learn techniques of drawing from observation using line and shading. Explore different materials of art, such as watercolor, print-making, and collage while learning styles from abstract art to realism. Children view artworks by Paul Cezanne, Piet Mondrian, Frida Kahlo, or other artists to be inspired and learn art historical styles and terms.

6.06 Mondays, 4 – 5:30 PM

6.07 Thursdays, 4 – 5:30 PM

Instructor: Maria Weiss

6.08 Fridays, 4 – 5:30 PM

6.09 Saturdays, 10:45 AM – 12:15 PM

Instructor: Christine Lyons

Ceramics / Pottery: Ages 10-12

Use your hands to create three-dimensional sculpture and pottery. Learn different techniques of shaping wet clay and finishing with decorations and glazes.

6.10 Tuesdays, 4:30 – 6 PM

Instructor: Rita Daire



BOCA RATON MUSEUM OF ART

REGARDING GEORGE OHR: CONTEMPORARY CERAMICS IN THE SPIRIT OF THE MAD POTTER

NOV. 7, 2017 - APR. 8, 2018

Regarding George Ohr presents 24 of the artist's major works (many before not shown in public) with objects by contemporary artists working in the same avant-garde vein. These 18 artists exemplify the medium's cutting edge: Glenn Barkley, Kathy Butterly, Nicole Cherubini, Babak Golkar, the Haas Brothers, King Houndekpinkou, Takuro Kuwata, Anne Marie Laureys, Gareth Mason, Ron Nagle, Gustavo Pérez, Ken Price, Brian Rochefort, Sterling Ruby, Arlene Shechet, Peter Voulkos, Jesse Wine, and Betty Woodman.

Guest curated by the renowned ceramics expert Garth Clark.



Ken Price, *FEW*, 2003, Fired and painted clay, 12 ½ x 12 ¾ x 13 ½ inches. Courtesy of the Ken Price Estate. Photo: Fredrik Nilsen.



Kathy Butterly, *Rabbit Hole*, 2011, Clay, glaze, 4.725 x 3.25 x 3 inches. Courtesy of the Artist.

RELATED EVENTS

Jan. 7 / 3:00-4:00 pm

Lecture: Garth Johnson
Contemporary Clay

Members: Free, Non-Members: \$10

Feb. 17 / 3:00-4:00 pm

Ceramics Demonstration:
Thomas Stollar, Ph.D.

Free with admission

Mar. 3 / 10:00 am

A Day in Clay

Members: \$30, Non-Members: \$40

Learn more about these events
and purchase tickets online at
bocamuseum.org

BOCA RATON MUSEUM OF ART THE ART SCHOOL

801 West Palmetto Park Road, Boca Raton, FL 33486
(one mile east of I-95 on the north side of Palmetto Park Road)
561-392-2503 • artschool@bocamuseum.org

 [facebook.com/bocaschool](https://www.facebook.com/bocaschool)
Like us on Facebook

REGISTER ONLINE TODAY!
www.bocamuseum.org/artschool



OPEN HOUSE
Sunday,
December 10, 2017
1 - 4 PM

2018 Winter/Spring Terms

| TERM | LENGTH | STARTING | ENDING | NO CLASS |
|------|------------|--------------|--------------|--|
| 3 | 8 sessions | Tues. 1/2/18 | Sat. 2/24/18 | Mon. 1/1/18 (New Year's Day) Mon. 1/15/18 (Dr. MLK Jr. Day) Mon. 2/19/18 (Presidents' Day) |
| 3A | 4 sessions | Tues. 1/2/18 | Sat. 1/27/18 | |
| 3B | 4 sessions | Mon. 1/29/18 | Sat. 2/24/18 | |
| 4 | 7 sessions | Mon. 2/26/18 | Sat. 4/14/18 | |
| 4A | 4 sessions | Mon. 2/26/18 | Sat. 3/24/18 | |
| 5 | 6 sessions | Mon. 4/16/18 | Fri. 5/25/18 | Sat. 5/26/18 |

Non-Profit Organization
U.S. Postage Paid
Boca Raton, Florida
Permit Number 44

